


# FR 7180 ECD


<b>SLIDE TYPE:</b>	Full-Extension Drawer Slide - Progressive-Action
<b>MOUNTING:</b>	Bottom Mount

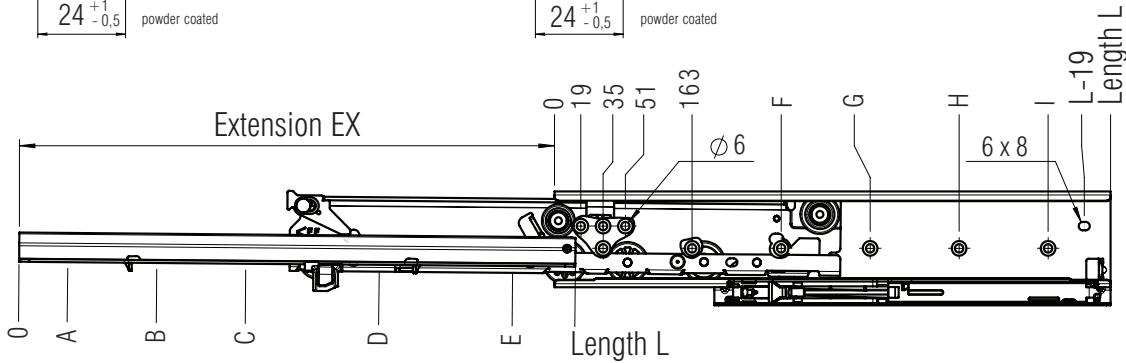
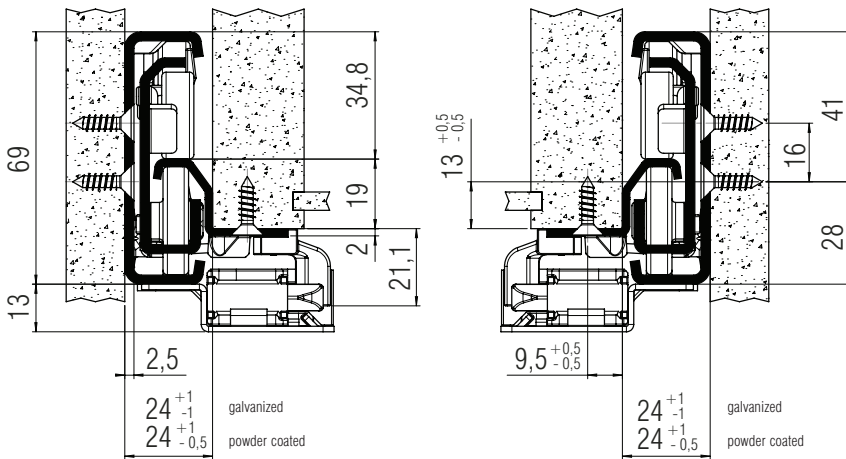
<b>WIDTH:</b>	24 mm
<b>LOAD CAPACITY:</b>	dynamic up to 200 kg (full-ext.)



<b>MATERIAL:</b>	steel, galvanized or white powdercoated
------------------	---

<b>FEATURES:</b>	solid delrin* rollers
------------------	-----------------------

<b>SPECIFICATIONS &amp; NOTES:</b>
<ul style="list-style-type: none"> <li>▶ cabinet and drawer profile with screw holes</li> <li>▶ high lateral stability through specially formed middle profile and guide rollers</li> <li>▶ ideal running characteristic and smoothness of running</li> <li>▶ safety clip mounted in middle profile</li> <li>▶ double-sided captive profile</li> <li>▶ self-closing</li> </ul>
<p> <b>Easy Close Device (ECD)</b> integrated</p>



screw holes for 4,5 mm spax screws

L mm	EX full-ext.	A mm	B mm	C mm	D mm	E mm	F mm	G mm	H mm	I mm	Weight per pair (kg)	Order No. galvanized	Order No. white
400	385	46	238	366			323	387			4,67	▶ 4403	▶ 4433
450	435	32	288	416			355	419			5,15	▶ 4404	▶ 4434
500	485	50	146	370	466		291	451			5,62	▶ 4405	▶ 4435
550	535	36	196	420	516		323	483			6,08	▶ 4406	▶ 4436
600	585	22	246	438	566		355	547			6,54	▶ 4407	▶ 4437
650	635	40	296	488	616		355	611			6,98	▶ 4808	▶ 4438
700	685	26	186	346	538	666	355	515	643		7,50	▶ 4409	▶ 4439
750	735	44	204	396	588	716	355	547	675		8,08	*	*
800	785	30	190	446	638	766	355	611	739		8,67	▶ 4411	▶ 4441
850	835	48	240	464	688	816	355	611	771		9,15	*	*
900	885	34	290	578	738	866	355	611	835		9,63	▶ 4413	▶ 4443
950	935	20	340	628	788	916	355	611	771	899	10,11	*	*
1000	985	38	390	646	838	966	355	611	771	931	10,58	▶ 4415	▶ 4445

Packing Unit: 2 sets per box; 800 - 1000 mmm: 1 set per box

▶ prompt delivery \*on request